

# Overview of Hepatitis C in South Carolina

**Divya Ahuja, MD**

Clinical Associate Professor  
University of South Carolina School of Medicine  
Columbia, South Carolina

IAS-USA

---

---

---

---

---

---

---

---

## SOUTH CAROLINA HEPATITIS C SITUATIONAL ANALYSIS 2017

- All positive HCV tests are reported to SCDHEC
- Baby Boomers
  - Comprise 26.2% of the state population
  - > 50% of chronic cases from 2016
- In 2016, 6,195 cases of chronic HCV were reported
- National Health and Nutrition Examination Survey estimate:
  - Approximately 64,495 people in SC have chronic HCV
- Since NHANES data only included civilian, non institutionalized populations, the Kinnard method was used:
  - This estimates 98,000-239,000 cases in SC

Slide 2 of 15

---

---

---

---

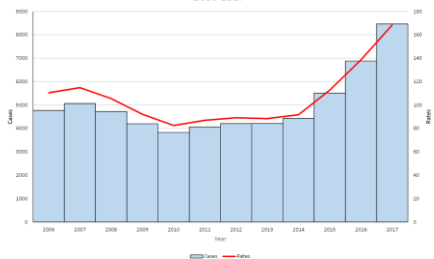
---

---

---

---

Hepatitis C, Chronic  
Cases and Rates Per 100,000 Population - South Carolina  
2006-2017



Run Date: 3/7/2018  
Source: SCION  
Note: All data are provisional.

DHEC: Division of Acute Disease Epidemiology

Slide 3 of 15

---

---

---

---

---

---

---

---

## Screening in Pregnancy



- Screening not yet routine
- From 2009 to 2014, the prevalence of HCV infection among U.S. women giving birth in reporting states nearly doubled.
- The rate of vertical transmission from infected mothers to infants is estimated at 6% (11% if the mother is coinfecting with HIV)

May 24, 2018 UPDATE to AASLD/IDSA Guidance: HCV Testing Recommendations in Pregnant Women

All pregnant women should be tested for HCV infection, ideally at the initiation of prenatal care.



HCVguidelines.org

---

---

---

---

---

---

---

---

---

---

---

---

## AIDS Cases in 2016

Rank	Area of Residence	AIDS Cases		Rank	Area of Residence	AIDS Cases	
		No. Cases	Rate per 100,000			Cases	Rate
1	District of Columbia	185	27.2	1	Baton Rouge, LA	150	18
2	Louisiana	564	12.0	2	Jackson, MS	99	17.1
3	Florida	2,354	11.4	3	Miami/WPL Ft. L, FL	1,029	17
4	Georgia	1,159	11.2	4	New Orleans/Met, LA	179	17
5	Maryland	586	9.7	5	Jacksonville, FL	194	13.1
6	Mississippi	276	9.2	6	Columbia, SC	103	12.6 (13 in 2015)
7	Nevada	239	8.1	7	Atlanta/SS/Ros, GA	695	12
8	New York	1,578	8.0	8	Baltimore/Columbia, MD	315	11.3
9	Texas	2,077	7.5				
10	South Carolina	369	7.4	23	Charlotte/Con/Gas, NC	175	7.1
	Delaware	70	7.4	26	Charleston/N.Ch, SC	51	6.7
				51	Greenv./And/Maul, SC	43	4.9

Centers for Disease Control and Prevention. HIV Surveillance Report, 2016; vol. 28. <http://www.cdc.gov/hiv/library/reports/hiv-surveillance.html>. Published November 2017. Accessed 1/2/18.

Slide 5 of 15

---

---

---

---

---

---

---

---

---

---

---

---

## Proportion treated for Chronic Hepatitis C

- 24% of SCs population is under Medicaid
- In January 2017 Medicaid lifted all staging criteria for Rx
- Medicaid Fee for Service data
  - July 2015 - 10/25/18
  - Approximately 1255 treated
- State's largest commercial provider
  - 1213 members treated
- South Carolina Department of Corrections
  - Population about 21,000
  - Estimated 12-17% have chronic HCV

Slide 8 of 15

---

---

---

---

---

---

---

---

---

---

---

---

## Lawsuit could force SC to spend tens of millions to treat inmates for Hepatitis C

BY JOHN MONK  
 jmonk@thecharter.com  
 March 13, 2018 11:10 AM

Slide 9 of 15

---

---

---

---

---

---

---

---

## Other Initiatives

- The Gold Rush
  - 2 weeks ago we were called by a local pharmacy
  - They had 150 courses of PrOD (XR)
  - The catch- Expires on January 19, 2019
  - We were able to get 50 inmates , 3 at the Free Med Clinic started.
- Free Medical Clinic, Columbia
  - Have seen 183 patients and treated 44 using patient assistance
- Free Medical Clinic- Greenville is also treating
- We are helping DHEC treat all co-infected patients around the state



Slide 10 of 15

---

---

---

---

---

---

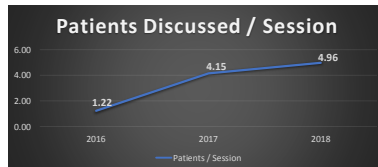
---

---

## South Carolina HCV Telehealth Initiative

Impact	Overall-n
Patient Cases Discussed	233
Unique Providers	40
Sessions	59
Patient Cases Discussed / Session	3.95

Time Frame: July 2016 – September 2018



Slide 11 of 15

---

---

---

---

---

---

---

---

## Patient Demographics – 2016-2018

DEMOGRAPHICS (Overall → 2016 - 2018)		Patient Cases (N = 233)				
AGE	55.3 years old					
RACE	African American	White	Other & Unknown			
	43%	31%	26%			
GENDER	Male	Female	Unknown			
	52%	38%	10%			
HEP C GENOTYPE	1a	1b	2	3	4	Unknown
	71%	13%	7%	5%	1%	3%
CIRRHOSIS	No	Yes			Unknown	
	48.5%	48%			3.5%	
HIV CO-INFECTION	No	Yes			Unknown	
	84%	14%			2%	

Slide 12 of 15

---

---

---

---

---

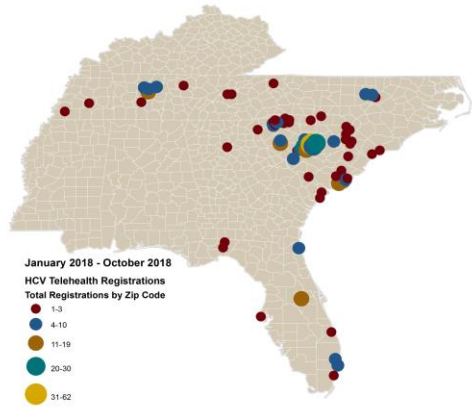
---

---

---

---

---



Slide 13 of 15

---

---

---

---

---

---

---

---

---

---

**South East Hepatitis C Telehealth Initiative**

- CME accredited clinical training and case-based consultations via video conferencing for clinicians and other providers at FQHCs, Ryan White Clinics & AIDS Services Organizations
- University of South Carolina; MUSC; Vanderbilt
- Medicaid requirement for non GI/ID providers treating HCV

HEPATITIS C  
EDUCATION • TRAINING • QUALITY/SITE SUPPORT • CO-ORDINATION

Slide 14 of 15

---

---

---

---

---

---

---

---

---

---

## Question-and-Answer

Remember to raise your hand and wait until you have the microphone before you ask your question—we are recording!

Slide 15 of 15

IAS-USA

---

---

---

---

---

---

---

---